

E

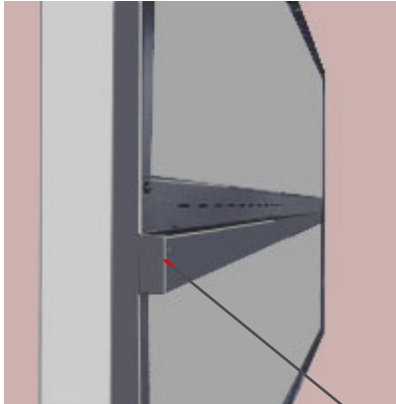
Line Illuminators



*Infinitely Adaptable To Any Preference.
Precision Engineered. Lifetime Guaranteed Film Grip*

- Bulbs: 1 Circline or 2, 3 or 4 straight bulbs per section.
- Housing: Regular (4.75") or thinline (3.75") thickness.
- Mounting: Surface or recess.
- Trim: Painted or stainless steel.
- Features: Lifetime guaranteed adjustable tension roller film grip.
Even illumination pattern. Lens removal without tools.
Convection cooling system. Removable partitions.
Welded construction, powder coated finish.
Any length made with a continuous lens.
Large, easy to use rocker switches.
Rapid start electronic ballasts.*
- Optional: Low leakage ballasts.
Master switches.
Tilted lower tiers.
Film activation.
Dimmers.
Cord.

Unmatched Features...



Welded, Ground, Finished

All corners and joints are welded and smoothed for strength, rigidity and a professional finish. There are no raw edges or corners.

Corrosion Resistant

Housing constructed of electro-galvanized steel for rust free life, even in the most humid climates.

Powder Coated Finish

Illuminators are painted white using the latest powder coating technology. This results in a very hard, scratch resistant finish with a high gloss luster.

Cooling System

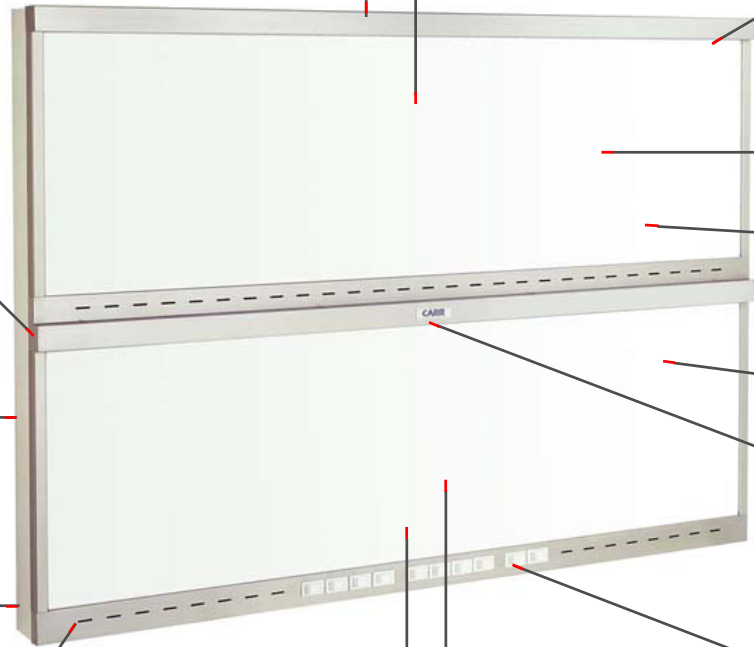
A unique air circulation system induces cool air in and expels warm air out for a significant heat reduction on the viewing surface.

UL Approved

Carr illuminators are rigorously tested in each step of the production process and are Underwriters Laboratories (UL) approved.

Electronic Ballasts*

These rapid start ballasts reduce heat and use less energy than conventional magnetic ballasts. They produce flicker free high frequency light that reduces eye strain.



Aesthetics

Carr illuminators are designed to have a clean, modern appearance appropriate for a professional medical facility.

Uninterrupted Lens

Any length made with a continuous lens with no exterior trim between panels, even around corners



Film Grips Guaranteed For Life

An exclusive, patented feature is the Carr adjustable roller film grip that carries a lifetime guarantee to hold film properly and never wear out. The individual nylon rollers are easily adjusted more or less firm to suit individual preferences and guarantee a smooth, positive hold. No more film dropping out because of worn or out of tolerance grips.

Removable Partitions

For panoramic viewing.

Changing Bulbs Easier, Safer

Easy lens removal without tools by an up and out maneuver. Bulb area has no exposed wiring.

Even Illumination

A computer designed reflector system creates much more consistent, even illumination across the viewing surface.

Carr Experience

The Carr name stands for over 55 years of experience building illuminators for some of the most prominent hospitals around the world.

Large, Easy To Use Switches

Built for heavy usage, these are far more durable and easier to use than the delicate miniature switches found on typical illuminators.



**Underwriters
Laboratories Inc.®**

CARR
Corporation



General

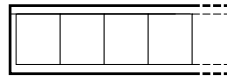
The Carr E line has become the radiologist's illuminator of choice because of its advanced features and precision engineering. It is also popular because it is simple to tailor to one's exact preferences. Every aspect can be "dialed in" using Carr's six step specification process. Since 1946, Carr has accrued vast experience satisfying the needs of the most prominent institutions from around the world. Applying that expertise to your institution helps insure complete satisfaction with this important diagnostic tool.

Suggested Specifications

"X-ray illuminators shall be as the E Line manufactured by Carr Corp. (800) 952 2398 with four 15 watt fluorescent bulbs per section, 3 3/4" housing depth and stainless steel trim. Units shall be constructed of electro-galvanized steel with all corners welded and ground smooth, finished with white powder coating. Film grips shall be the adjustable tension nylon roller type with lifetime guarantee. Ballasts shall be trigger start. Lens shall be easily removable for changing bulbs without the removal of any trim or screws. Any illuminators in surgery rooms are to be equipped with low leakage ballasts. Illuminators shall be Underwriters Laboratories approved."

Building Your Illuminator To Your Requirements...

How Many Tiers and Sections?



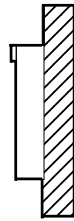
One tier: 1, 2, 3, 4...sections




2 Tier: 1/1, 2/2...sections

The most popular sizes are 2 sections, 4 sections, 4/4 sections.

Surface or Recess Mounted?



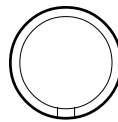
Surface mounting on wall



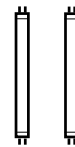
Recess mounting in wall

Surface costs less to install. Recess is unobtrusive, contributes to a clean, uncluttered appearance.

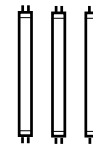
How Many Bulbs Per Section?




1 Circline bulb



2 Straight bulbs



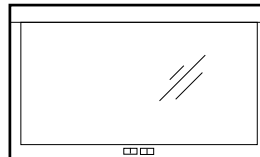
3 Straight bulbs



4 Straight bulbs

4 Bulbs has the most even illumination, is the most popular, and meets ACR standards.

Painted or Stainless Trim?



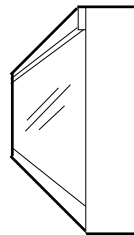
Painted trim



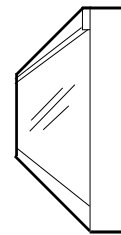
Stainless steel trim

SS costs more but is attractive & won't scratch or chip. Painted blends into walls well.

Regular or Thinline Thickness?



Regular thickness 4 3/4"



Thinline thickness 3 3/4"

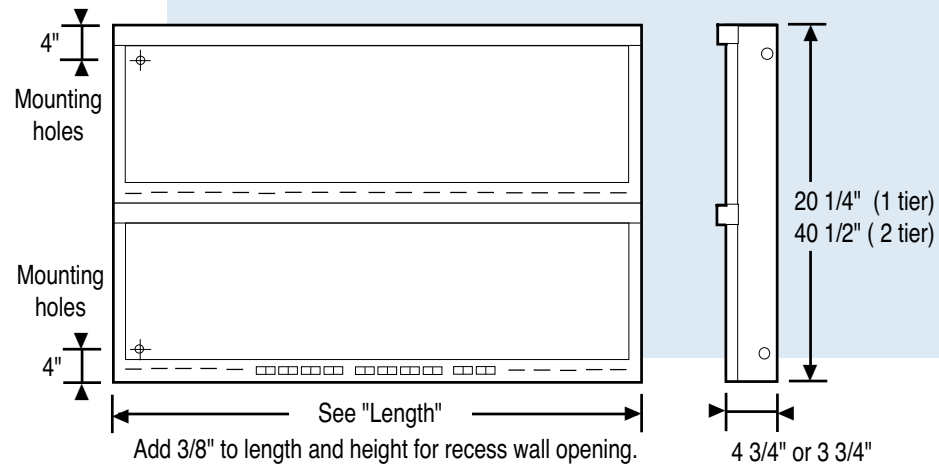
Regular has more even illumination and runs cooler. Thinline takes up less space.

Any Options?

- CD-6: Cord and plug (surface mounted units only)
- MSW-1: Film activation (section illuminates when film is inserted)
- ELD-15: Electronic dimmers (dims all bulbs simultaneously)
- CSW-X: Master switches (turns on or off all sections on a tier)
- A20-1: Tilted lower tiers (20 degree tilt is standard)
- LLB-1: Low leakage ballasts (required in all surgery rooms)

Most popular: Cords, Film activation, Master switches.

Measurements, Model Numbers...



Sections	Length	Surface Model	Recess Model	Weight (Lbs.)	Suggested Mounting Heights (From bottom of illuminator to floor.)
1	16 1/8"	1ES	1ER	23	1 Tier illuminators:
2	30 1/4"	2ES	2ER	46	Viewed from sitting position: 36"
3	44 3/8"	3ES	3ER	69	Viewed from standing position: 50"
4	58 1/2"	4ES	4ER	92	
5	72 5/8"	5ES	5ER	115	2 Tier illuminators:
6	86 3/4"	6ES	6ER	138	Viewed from sitting position: 31"
7	100 7/8"	7ES	7ER	161	Viewed from standing position: 39"
8	115"	8ES	8ER	184	
1/1	16 1/8"	1/1ES	1/1ER	46	
2/2	30 1/4"	2/2ES	2/2ER	92	
3/3	44 3/8"	3/3ES	3/3ER	138	
4/4	58 1/2"	4/4ES	4/4ER	184	
5/5	72 5/8"	5/5ES	5/5ER	230	
6/6	86 3/4"	6/6ES	6/6ER	276	
7/7	100 7/8"	7/7ES	7/7ER	322	
8/8	115"	8/8ES	8/8ER	368	
9/9	129 1/8"	9/9ES	9/9ER	414	
10/10	143 1/4"	10/10ES	10/10ER	460	

The basic model number can be expanded to express all aspects of an illuminator.

2ES(4PR)

Regular (R) or thinline (T) housing
 Painted (P) or stainless trim (S)
 Number of bulbs per section
 Surface (S) or recess (R) mounted
 E Line Series
 No. of sections

* Some applications require magnetic ballasts. Call Carr for details